

Windmill-Parts.com
940-597-7735

Windmill-Parts.com
940-597-7735

Windmill-Parts.com
940-597-7735

Windmill-Parts.com
940-597-7735

Windmill-Parts.com




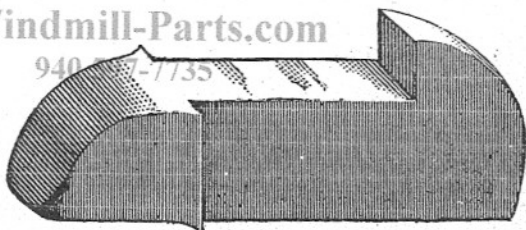
Fig. 2—Construction.

Fig. 2 shows a vertical section of iron parts of the Eureka.

THE GUIDE BLOCKS.

FOR 10 AND 12 FOOT MILL. (Full size.)

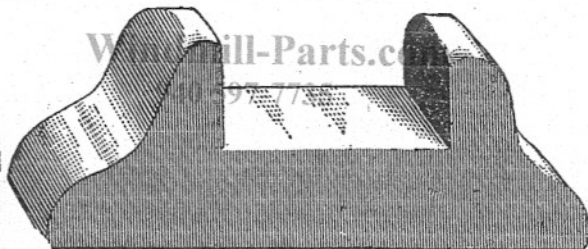
Windmill-Parts.com



Upper Guide.

As seen in small cuts, Fig. 2, E B D.

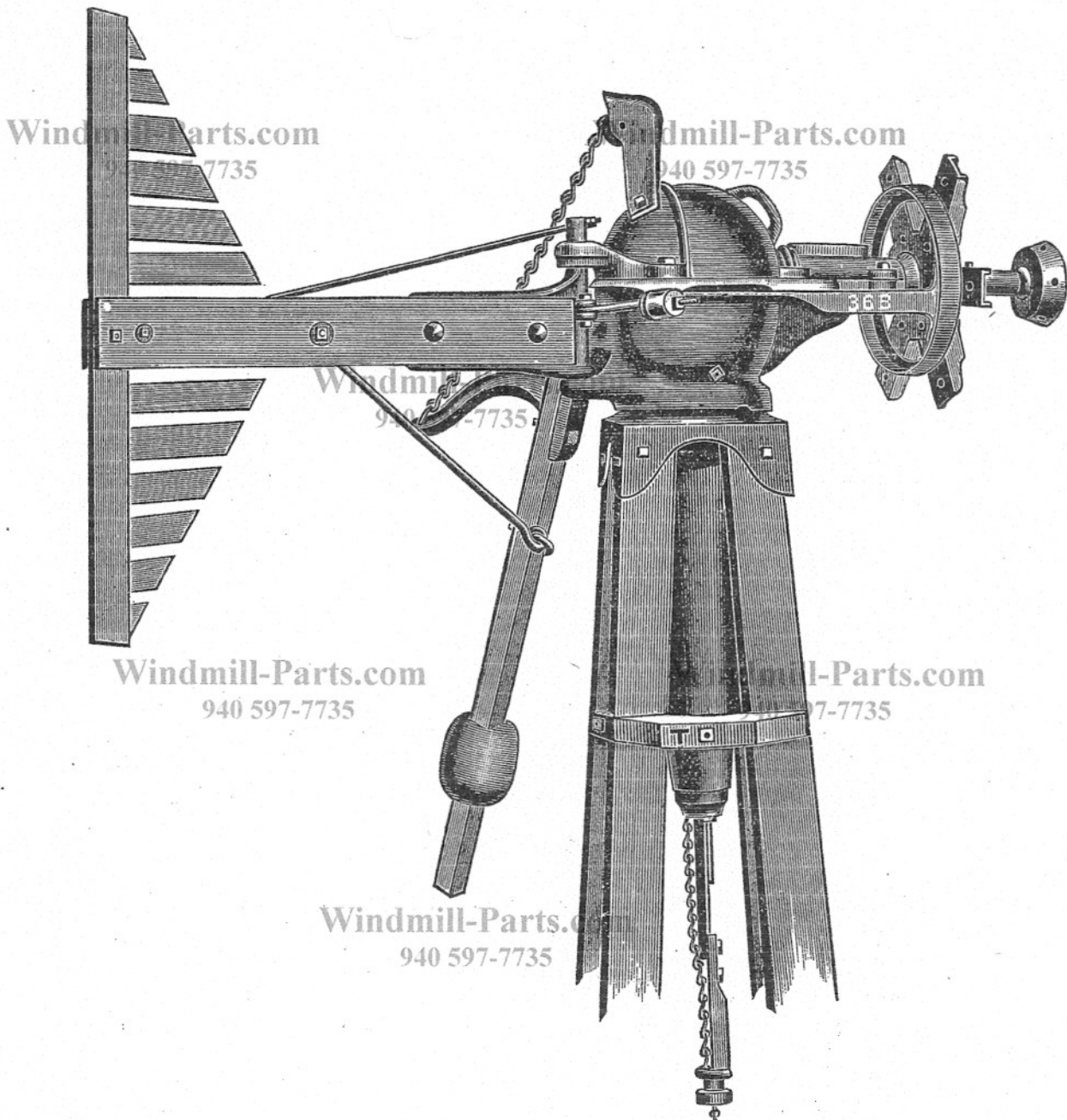
Windmill-Parts.com



Lower Guide.

As seen in small cuts, Fig. 2, C D D.


We would call particular attention to the guides on our Mill, as seen in Fig. 2, as this is one of the vital parts of all Mills. We have adjustable guides, that are interchangeable thus renewing the life of our Mill after any length of time or wear. On all other mills there is but one guide, and this is a part of the main casting, and when it is worn so as to sympathize with pitman rod, it causes a large amount of friction, and soon requires a whole new casting, while with ours the guide blocks can be replaced above and below, making it as good as new after twenty years' wear. This is an imported feature. Guides are made of hard white iron (harder than steel,) we will furnish them free when worn out.



Windmill-Parts.com

Windmill-Parts.com

Fig. 1 represents view of iron parts of Eureka Mill mounted on portion of upper part of tower, showing working parts of Mill entirely enclosed and forming a perfect protection from rain, dust or sunshine; also showing how brake is attached, which never fails to hold Mill perfectly still when thrown out of gear. This brake is an entire new departure working directly upon the wheel, making a most effective brake and one perfectly adjustable.



THE ANTI-FRICTION ROLLERS.

FOR 10 AND 12 FOOT MILL. (Full Size.)

As shown in Fig. 2, main casting L. L. These rollers are made of hard white iron; consequently need no oiling and are very durable. We will furnish guides and rollers free, when they are worn out on the Eureka.