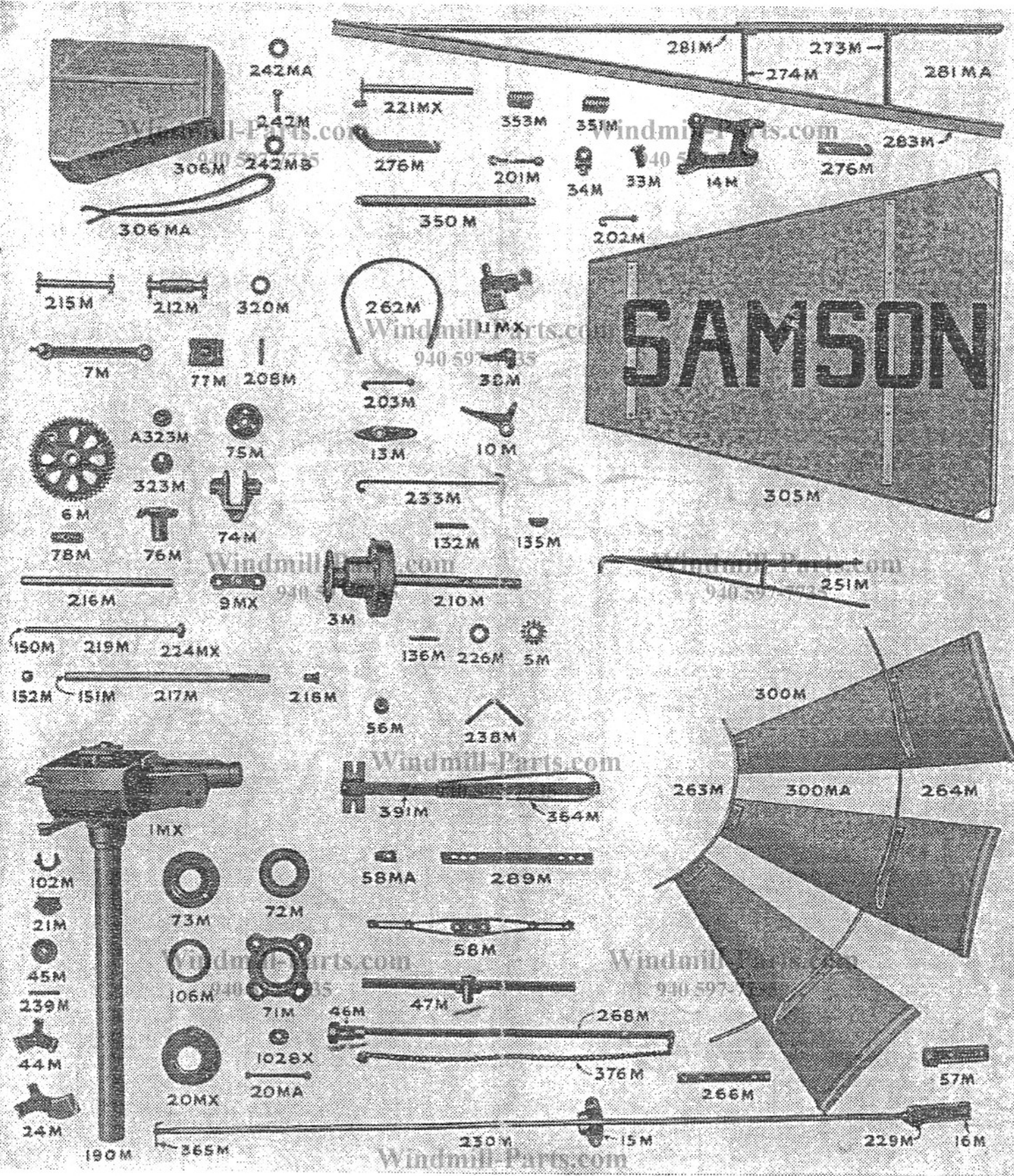



# Repair Parts List for Samson Oil-Rite Model M





46M

268M

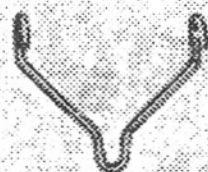
376M

Windmill-Parts.com

Windmill-Parts.com

940-597-7735

940-597-7735



362M



224M




217M

Windmill-Parts.com

940-597-7735



9M



8M




352M

Windmill-Parts.com

940-597-7735

Windmill-Parts.com

940-597-7735



11M




Windmill-Parts.com

940-597-7735

20M



321M




19M

Windmill-Parts.com

940-597-7735

Windmill-Parts.com

940-597-7735



1MA



221M

**REPAIR LIST—For 6, 8, 9, 10 and 12 Ft. Samson Model M Windmills with Roller Type Crosshead  
As Made After May 1, 1934**

When ordering parts give Symbol Number of Part, Size of Windmill, also Serial Number of Mill, which is stamped on Pad on top of Wheel Head

NOTE—Key Number in First Column at Left Side of Page is for Reference in Picking Out Parts from Illustration only, and should not be used on the Orders for Parts. Use Symbol Numbers of Parts and Serial Number of Mill and Save Delay and Confusion when Ordering.

Key No.	Name Of Part	6 Foot		8 & 9 Foot		10 Foot		12 Foot	
		Symbol	Price	Symbol	Price	Symbol	Price	Symbol	Price
<b>Group I. Wheel Head etc.</b>									
1MAX	Wheel Head complete with Mast Pipe, Set Screws, Pipe Plugs, Cover Plate and Gasket.....	1M6A	\$18.75	1M8A	\$23.00	1M10A	\$28.50	1M12	\$57.00
1MX	Wheel Head with set Screws and Pipe Plugs only.....	1M6A	16.00	1M8A	20.00	1M10A	23.75	1M12	50.00
190M	Mast Pipe.....	190SS	2.60	190SS	2.60	190SS	2.60	190S12	4.50
21M	Cover Plate.....	21M6	.20	21M8	.20	21M10	.20	21M12	.20
102M	Gasket for Cover Plate.....	102M6	.10	102M8	.19	102M10	.10	102M12	.15
	Bag of Fixtures as Shipped B1.....		4.80		5.35		8.50		
<b>Group II Wheel Shaft, Spider and Pinions</b>									
3MA	Spider Keyed on Shaft.....		4.90		5.10		11.50		22.50
3M	Spider.....	3M6	2.60	3M8	3.40	3M10	7.60	3M12	15.25
210M	Wheel Shaft.....	210M6	1.75	210M8	2.20	210M10	3.30	210M12	5.25
234M	Pin for Wheel Shaft.....							234M12	.10
132M	Spider Key.....	134S12	.20	131P21	.20	132M10	.25	132M12	.35
5M	Spur Pinion.....	5M6	.75	5M8	.90	5M10	1.20	5M12	1.90
135M	Woodruff Key for Pinion.....	No. 13	.05	No. 16	.05	No. 17	.06	No. 29	.05
136M	Groov-Pin for Pinion.....	1/4x1 3/4	.05	1/4x2 1/4	.05	1/4x2 3/4	.05	3/8x3	.05
226M	Thrust Washer.....	226M6	.15	226M8	.20	226M10	.30	226M12	.30
<b>Group III Gear, Pitman, &amp; Crosshead</b>									
6M	Spur Gear with Oil Drips.....	6M6	1.35	6M8	2.10	6M10	3.75	6M12	6.75
323M	Oil Drip for Gear.....	323M6	.05	323M8	.05	323M8	.05	323M12	.05
A323	Oil Drip Thimble.....	A323M8	.05	A323M8	.05	A323M8	.05	A323M8	.05
	Rivet for Oil Drip.....	1/4x1 3/8	.05	1/4x1 1/2	.05	1/4x1 5/8	.05	1/4x2	.05
212M	Gear Shaft with Cotters.....	212M6	.90	212M8	1.25	212M10	2.00	212M12	2.50
7M	Pitman with Pitman Pin, Washer and Cotter.....	7S6	.75	7S8	1.00	7S10	1.30	7S12	2.30
320M	Pitman Pin Washer.....	320M6	.10	320M8	.10	320M10	.10	320S12	.10
74M	Roller Crosshead.....	74M6	1.00	74M8	1.15	74M10	1.30	74M12	2.10
75M	Crosshead Roller.....	75M6	.80	75M8	.80	75M8	.80	75M12	1.15
215M	Crosshead Pin with Cotters.....	215S6	.50	215M8	.60	215S10	.60	215S12	1.00
77M	Plunger Clevis.....	77M6	.55	77M8	.55	77M10	.65	77M12A	.85
76M	Oil Pump Lifter.....	76M8	.20	76M8	.20	76M10	.25	76M12	.30
208M	Plunger Clevis Pin with Cotters.....	A208M6	.15	A208M8	.15	A208M10	.15	A208M12	.20
78M	Oil Wiper.....			78M8	.10	78M10	.15	78M12	.20
175M	Crosshead Pin Rivet & Cotter.....							175S12	.05
	Roller Crosshead Complete Composed of Roller Crosshead, Crosshead Roller, Plunger Clevis, Oil Pump Lifter, Plunger Clevis Pin with Cotters and Crosshead Pin Rivet and Cotters.....		2.70		2.85		3.15		4.65
<b>Group IV Guide Bracket, Guide Rod and Oil Pump</b>									
9MX	Guide Bracket with Set Screws.....	9M6	.80	9M8	.80	9M10	1.20	9M12	4.00
216M	Guide Rod.....	216M6	.55	216M8	.55	216M10	1.00	216M12	1.40
217M	Guide Rod Pump Tube with Ball Seat, Single Slot.....	217M6	3.00	217M8A	3.10	217M10	3.35	217M12	3.75
217M	Guide Rod Pump Tube, Double Slot, Previous to October, 1936.....	217S6	2.35	217S8A	2.70	217S10A	3.35	217S12A	4.25
151M	Ball Seat for Guide Rod Pump.....	151S6A	.30	151S6A	.30	151S10A	.40	151S12A	.45
218M	Plug for top of Oil Pump.....	218S8	.15	218S8	.15	218S10	.15	218S12	.15
219M	Oil Pump Plunger with Ball Seat, Ball and Collar.....	219M6	1.50	219M8A	1.55	219M10	1.60	219M12	2.15
219M	Oil Pump Plunger with Ball Seat, Ball and Collar, Previous to Oct. 1936.....	219S6	1.35	219SSA	1.40	219S10A	1.45	219S12A	1.55

NOTE—Key Number in First Column at Left Side of Page is for Reference in Picking Out Parts from Illustration only, and should not be used on the Orders for Parts. Use Symbol Numbers of Parts and Serial Number of Mill and Save Delay and Confusion when Ordering.

Windmill-Parts.com

Key No.	Name Of Part	6 Foot		8 & 9 Foot		10 Foot		12 Foot	
		Symbol	Price	Symbol	Price	Symbol	Price	Symbol	Price
<b>940 597-7735</b>									
<b>Group IV Guide Bracket, Guide Rod and Oil Pump—Continued</b>									
150M	Ball Seat for Oil Pump Plunger.....	150S6	\$ .15	150S6	\$ .15	150S10	\$ .15	150S14	\$ .15
152M	Ball for Oil Pump (bellmetal).....	152M6	.05	152M6	.05	152M10	.05	152M14	.05
224MX	Oil Pump Collar.....	224M6	.25	224S8A	.25	224S10A	.30	224S12A	.40
236M	Groov. Pin for Oil Pump Collar after Oct., 1936.....	236S8	.05	236S8	.05	236S10	.05	236S12	.05
236M	Pin Through Oil Pump, Prev. to Oct., 1933.....	236S8	.05	236S8	.05	236S10	.05	236S12	.05
	Oil Pump Complete.....		3.00		3.50		4.00		5.00
<b>Group V Brake Band, Levers and Rod</b>									
262M	Brake Band.....	262M8	.40	262M8	.40	262M10	.50	262S12	.80
10M	Brake Lever.....	10M8	.25	10M8	.25	10M8	.25	2015	.65
38M	Brake Guard.....	1934	.20	1934	.20	1936	.20	2036	.25
11MX	Brake Lever Bracket and Cotter.....	11M8A	.50	11M8A	.50	11M10A	.55	11S12	.55
13M	Rear Brake Lever.....	13M8	.25	13M8	.25	13M10	.40	13M12	.60
203M	Hook Bolt for Brake with Nuts.....	203W8	.20	203W8	.20	203W8	.20		
203M	Carriage Bolt for Brake.....							5/16x3	.10
233M	Brake Hook.....	233W8	.15	233M8	.15	233W10	.15	233M12	.30
<b>Group VI Plunger, Plunger Guide and Swivel</b>									
15M	Plunger Guide.....	15M8	.30	15M8	.30	15S10	.30	15S12	.50
230MA	Plunger Rod complete with Swivel and Nut.....		2.25		2.25		2.40		11.00
230M	Plunger Rod with Nut.....	230M6	1.30	230S8	1.50	230S10	1.65	230S12	2.90
	Nut for Top of Plunger Rod.....	1/2" Jam	.10	1/2" Jam	.10	5/8" Jam	.10	208S12	.10
16M	Plunger Swivel.....	16M8	.35	16M8	.35	16S10	.45		
16M	Plunger Swivel with Straps and Grease Cup.....							16S12	3.65
270M	Rod Straps for Plunger Swivel per Pair.....							270S12A	.55
229M	Plunger Nut with Groov-Pin.....	229S8	.05	229S8	.05	229S10	.05	229S12	.15
222M	Swivel Nut.....							222S12	3.10
365M	Pin for top of Plunger Rod, Prev. to Oct., 1936.....	365S10	.05	365S10	.05	365S10	.05	365S16	.05
223M	Swivel Washer.....							223S12	.30
223MT	Timken Thrust Bearing for Swivel.....							T88	.70
390M	Pump Rod (Not Illustrated) Per Foot.....	390S8	.08	390S8	.08	390S10	.10	390S12	.17
266M	Pump Rod Strap Coupling.....	266S8	.10	266S8	.10	266S10	.15	266S12	.20
57M	Pump Connection.....	A29	.50	A29	.50	620	.65	675	.95
<b>Group VII Turn Table, Guide Ring, Etc. After June 1934</b>									
	Self Aligning Turntable Complete After June, 1934.....		5.00		5.00		5.00		5.65
71M	Self Aligning Base Plate.....	71S8	.95	71S8	.95	71S8	.95	71S12	1.55
72M	Turn Table Collar.....	72S8	1.10	72S8	1.10	72S8	1.10	72S12	1.25
73M	Turn Table Ring with Set Screw and Oiler.....	73S10	1.40	73S10	1.40	73S10	1.40	73S12	1.60
	Oiler for Turn Table Ring.....	401	.15	401	.15	401	.15	401	.15
106M	Thrust Ring.....	106S8	1.10	106S8	1.10	106S8	1.10	106S12	1.25
20MX	Guide Ring.....	1983	1.10	1963	1.10	1963	1.10	1144	1.25
20MA	Guide Ring Bolt with Nuts.....	3/8x5 1/2	.10	3/8x5 1/2	.10	3/8x5 1/2	.10	3/8x5 1/2	.10
1028X	Cast Corner Washer.....	1028X	.10	1028X	.10	1028X	.10	1028X	.10
<b>Group VIII Sheave Pulley, Pulley Case and Cap</b>									
24M	Sheave Pulley Case.....	24M8	.50	24M8	.50	24M8	.50	24M12	.90
44M	Sheave Pulley Cap.....	1878	.25	1878	.25	1878	.25	2010	.45
45M	Sheave Pulley.....	1763	.25	1763	.25	1763	.25	2020	.30
239M	Pin for Sheave Pulley with Cotters.....	239S10	.10	239S10	.10	239S10	.10	239M12	.10

940 597-7735

Key No.	Name Of Part	6 Foot		8 & 9 Foot		10 Foot		12 Foot	
		Symbol	Price	Symbol	Price	Symbol	Price	Symbol	Price
<b>Group IX Buffer Case, Buffer Spring, Etc.</b>									
14M	Buffer Case.....	14M6	\$ .70	14M8	\$ .90	14M10	\$ 1.25	14M12	\$ 2.90
33M	Buffer Stud.....	33SP8	.05	33SP8	.05	33SP8	.05	33M12	.15
34M	Buffer Block.....	34M6	.15	34M8	.15	34M10	.20	34M12	.50
351M	Buffer Spring.....	351S8	.15	351S8	.15	351S8	.15	351S12	.35
353M	Buffer Spring Inside.....					353S10	.10		
221MX	Vane Rod.....	A221M8A	.50	A221M8A	.50	A221M10A	.60	A221M12	.65
<b>Group X Pullout Swivel, Chain, Lever, Etc.</b>									
46MAX	Female Pullout Swivel, Strap and Chain Complete.....		1.40		1.40		1.55		4.00
46M	Female Pullout Swivel.....	46M8	.20	46M8	.20	46S10	.20	46S12A	.30
60M	Upper Pullout Guide 12 Ft. only.....							60S12	.40
268M	Pullout Swivel Strap.....	268M8	.30	268M8	.30	268M8	.30	268S12A	.40
376M	Pullout Chain.....	376M8	.75	376M8	.75	376M10	.75	376M12	1.00
47M	Male Pullout Swivel with Angle.....	47M8	.60	47M8	.60	47S10	.60		
47M	Male Pullout Swivel with Grease Cup.....							47S12	.75
	Grease Cup for 47M.....							No. 00	.15
361M	Pullout Wire (Not Illustrated).....	361S8	.75	361S8	.75	361S8	.75	361S12	1.25
391MA	Pullout Lever Complete with Bail.....		1.15		1.15		.75		1.65
391M	Pullout Lever with Clips only.....	391M8	.60	391M8	.60	391M8	.60	391M12	1.10
364M	Pullout Lever Bail.....	364M8	.25	364M8	.25	364M8	.25	364M12	.40
56M	Angle Washer for U Bolt.....	2863	.05	2863	.05	2863	.05	2863	.05
238M	U Bolt for Pullout Lever and Pullout Guide Clamp.....	238M8	.30	238M8	.30	238M8	.30	238S14	.30
58M	Plunger Guide complete.....	58M10A	1.50	58M10A	1.50	58M10A	1.50		
58MA	Clamp for Plunger Guide.....	1512	.05	1512	.05	1512	.05		
289M	Angle Support for Plunger Guide.....	289M10	.30	289M10	.30	289M10	.30		
51M	Pullout Guide Bracket.....							51S12	.95
52M	Short Pullout Guide Clamp.....							52S12	.40
53M	Long Pullout Guide Clamp.....							53S12	.60
290M	Channel Guide for Pullout.....							290S12	.80
<b>Group XI Governor Spring, Hook Strap and Eye Bolt</b>									
350M	Governor Spring.....	350M6	.60	350M8	.90	350M10	1.95	350M12	3.20
201M	Governor Spring Eye Bolt with Nuts.....	201M8	.15	201M8	.15	201M8	.15	201M8	.15
276M	Governor Spring Hook Strap.....	276M6	.20	276M8	.20	276M10	.30	276M12	.45
<b>Group XII Wheel</b>									
300MA	Wheel Section Complete.....		4.50		5.00		6.20		8.25
	Wheel Section Complete 9 Ft.....				5.75				
300M	Sail with Clips and Backs.....	300S6	.90	300S8	.95	300S10	1.15	300S12	2.20
	Sail with Clips and Backs 9 Ft.....				1.00				
263M	Inside Rim.....	263S6	.35	263S8	.45	263S10	.55	263S12	.65
	Inside Rim 9 Ft.....				.50				
264M	Outside Rim.....	264S6	.05	264S8	1.10	264S10	1.40	264S12	1.75
	Outside Rim 9 Ft.....				1.25				
251M	Wheel Arm.....	251M6	1.25	251M8	1.50	251M10	2.40	251M12	4.50
	Wheel Arm 9 Ft.....			251M9	1.75				
	Sail Clips each.....		.10		.10		.10		.10
	Sail Backs each.....		.10		.10		.10		.10

Key No.	Name Of Part	6 Foot		8 & 9 Foot		10 Foot		12 Foot	
		Symbol	Price	Symbol	Price	Symbol	Price	Symbol	Price
<b>Group XIII Vane Sheet, Vane Rail, Etc.</b>									
305M	Vane Sheet with Cross Bars.....	305S6	\$ 4.50	305W8	\$ 5.60	305S10	\$ 8.15	305S12	\$10.65
281MA	Vane Rail Complete.....		4.60		5.70		11.25		14.25
281M	Upper Vane Rail and Reinforcement.....	281M6	1.95	281M8	2.60	281M10	4.40	281M12	7.35
283M	Lower Vane Rail.....	283M6	1.40	283M8	2.00	283M10	4.40	283M12	4.75
273M	1st Vane Rail Bracket.....	273M18	.35	273M8	.35	273M10	.45	273M12	.55
274M	2nd Vane Rail Bracket.....	274M6	.20	274M8	.25	274M10	.40	274M12	.50
275M	3rd Vane Rail Bracket.....					275M10	.40	275M12	.45
278M	4th Vane Rail Bracket.....					278M10	.30	278M12	.40
202M	Hook Bolt for Vane with Nut.....	202M8	.20	202M8	.20	202M8	.20		
<b>Group XIV Hood</b>									
306M	Sheet Metal Hood (crated).....	306M6	5.00	306M8	5.50	306M10	6.50	306M12	8.50
242M	Cap Screw for Hood.....	$\frac{3}{8} \times \frac{3}{4}$	.05	$\frac{3}{8} \times \frac{3}{4}$	.05	$\frac{3}{8} \times \frac{3}{4}$	.05	$\frac{3}{8} \times \frac{3}{4}$	.05
242MA	Washer for Cap Screw.....	$\frac{3}{8}$	.05	$\frac{3}{8}$	.05	$\frac{3}{8}$	.05	$\frac{3}{8}$	.05
242MB	Lead Washer for Cap Screw.....	122S14	.05	122S14	.05	122S14	.05	122S14	.05
306MA	Jute Rope Packing for Hood.....	$\frac{1}{2} \times 37$	.10	$\frac{1}{2} \times 42 \frac{1}{2}$	.10	$\frac{1}{2} \times 49 \frac{1}{2}$	.10	$\frac{1}{2} \times 61 \frac{1}{2}$	.15
<b>Group XV Brackets and Clamps to fasten Pullout Device to Well Pipe</b>									
70M	Pullout Reel Bracket.....	70SS	.70	70SS	.70	70SS	.70	70S12	1.25
70MA	Clamp.....	001P	.30	0011P	.30	0011P	.30	413P	.60
Bolt	Machine Bolt with long thread.....	$\frac{3}{8} \times 5 \frac{3}{4}$	.05	$\frac{3}{8} \times 5 \frac{3}{4}$	.05	$\frac{3}{8} \times 5 \frac{3}{4}$	.05	$\frac{3}{8} \times 7$	.10
<b>Parts used previous to May, 1934</b>									
1MA	Wheel Head previous to May, 1935 with set screws and pipe plugs also with new style brake lever bracket.....	1M6	16.00	1M8	20.00	1M10	23.75		
46MA	Female Swivel, Strap and Chain complete with single Strap as used on 12 Ft. only previous to January, 1932.....								3.40
46M	Female Pullout Swivel previous to January, 1932.....							46S12	.30
268M	Single Pullout Strap Previous to January, 1932.....							268S12	.45
362M	Pullout Bail previous to November, 1929.....			362M8	.15	362M8	.15		
217M	Guide Rod Pump Tube used on 8 and 9 Ft. only previous to June, 1932; 22 inches long, complete with ballseat.....			217M8	3.25				
224M	Short Oil Pump Collar used before June, 1932.....	224S8	.25	224S8	.25	224S10	.30	224S12	.40
352M	Oil Pump Spring used before June, 1932.....	351K1	.10	351K1	.10	352S10	.10	352S12	.10
9M	Guide Bracket used before May, 1934.....	9S6	.55	9S6	.55	9S10	1.25		
8M	Sliding Crosshead used before May, 1934.....	8M6	2.00	8M8	2.15	8M10	2.65	8M12	4.65
11M	Brake Lever Bracket used before May, 1934.....	11M8	.50	11M8	.50	11M10	.55		
20M	Guide Ring used before June, 1933.....	986	1.00	986	1.00				
321M	Mast Pipe Washer used before June, 1933.....	321M8	.15	321M8	.15	321M8	.15	321M12	.20
19M	Plain Base Plate used before June, 1933.....	19W8	1.10	19W8	1.10	19M10	1.70	2030	3.10
221M	Vane Rod previous to June, 1934.....	221M8	.35	221M8	.35	221M10	.55	221M12	.70
193M	Pipe Spacer for Vane Rod.....							193M12	.05