

A14

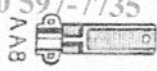
AK29







Side Vane Pipe

Windmill-Parts.com



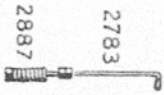
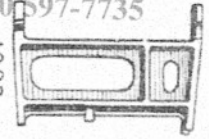
940 597-7735



Wheel Arm



Oil Cup Cover



Repair Chart — Fig. 602, Model 13 Star Direct Stroke Windmills

Windmill-Parts.com

940 597-7735

Windmill-Parts.com

940 597-7735

# Repair List

Fig. 602

Model 13, 8-foot Steel or Wood, Direct Stroke Star Windmills

These mills not made now, but repairs are furnished as here listed.

Description of Parts	Symbol	Price
Main Casting and Pipe.....	183	\$ 9.00
Main Casting Pipe only.....	.....	1.00
Main Casting Cap.....	283	1.80
Upper Guide.....	389	.80
Sheave Cover.....	489	.15
Brake.....	583	.65
Crank Wheel.....	989	1.60
Rudder Casting.....	1083	2.60
Wood Pitman.....	.....	1.00
Iron Pitman with Bushings.....	1189	1.50
Pitman Bushing, each.....	1289	.25
Governor Arm with Hook.....	1389	.80
Governor Weight.....	OK24	2.50
Governor Pipe.....	1589	.40
Governor Chain and Rod.....	1689	.80
Wheel Hub.....	1882	3.50
Main Shaft.....	1983	1.00
Plunger Rod.....	2083	1.40
Upper Swivel Casting.....	2187	.75
Upper Swivel Casting Cap.....	AA7	.15
Lower Swivel Casting.....	AA8	.50
Swivel Complete.....	.....	1.50
Bottom Cap.....	2287	.50
Sheave.....	2387	.25
Brake Rod.....	2783	.50
Brake Spring.....	2887	.10
Bumper Rubber.....	2989	.10
Bumper.....	2689	.10
Upper Wrist Pin.....	3089	.40
Wrist Pin.....	OK9	.50
Wheel Clips, each.....	3183	.15
Rear Bottom Babbitt Bushing.....	4487	.60
Front Bottom Babbitt Bushing.....	4687	.90
Washer.....	5282	.30
Shifting Rod.....	A14	.30
Wheel Weight.....	AK29	.85
Oil Cup Cover.....	2602	.20
Oil Cup Cover, Pressed Steel.....	.....	.05
Pump Rod, per foot.....	.....	.06
Splice Irons and Bolts, pair.....	.....	.30
Steel Stem for Wood Rudder.....	.....	3.50
Wood Rudder, less stem.....	.....	8.00
Wide Rudder Slat, each.....	.....	1.20
Narrow Rudder Slat, each.....	.....	.60
Wood Wheel Section, less arm.....	.....	5.50
Complete Set Sections, less arms, for wood wheel.....	6	20.00
Steel Arms for Wood Wheel.....	.....	1.00
Inside Wood Wheel Rim.....	.....	.70
Outside Wood Wheel Rim.....	.....	.90
Wood Wheel Slat.....	.....	.25
Steel Rudder, less stem.....	.....	6.50
Rudder Stem for Steel Rudder.....	.....	3.50
Steel Wheel Section, less arm.....	.....	5.50
Complete Set Sections, less arms, for steel wheel.....	6	20.00
Wheel Arm for Steel Wheel.....	.....	1.00
Steel Wheel Fan, each, less bracket.....	.....	1.00
Small Fan Bracket for steel wheel.....	.....	.95
Large Fan Bracket for steel wheel.....	.....	.15
Long Steel Wheel Rim, each.....	.....	.50
Short Steel Wheel Rim, each.....	.....	.30
Wood Side Vane.....	.....	2.75
Side Vane Stem.....	.....	1.00

For Bed Plates and Truing Spiders, see page 5.

For Reefing Gears and Windmill Coupler, see pages 28, 29.