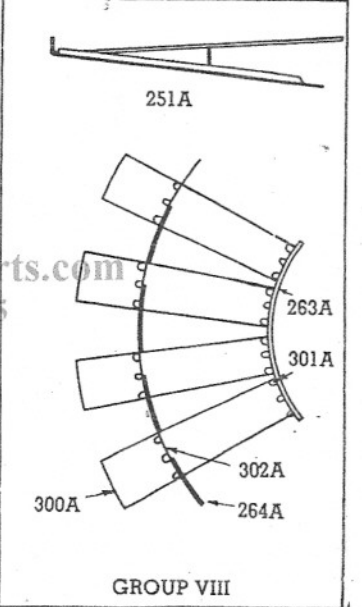
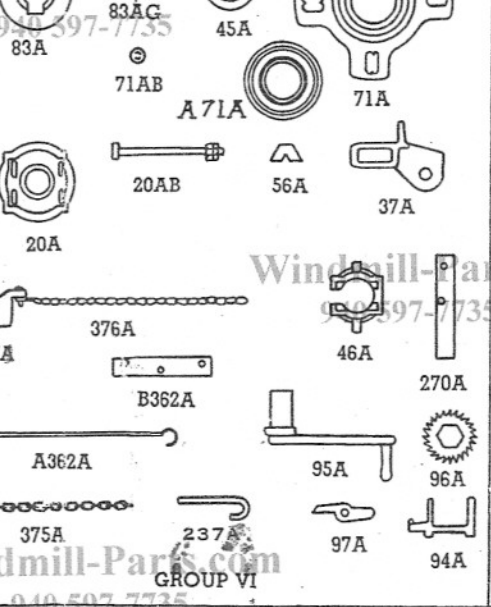
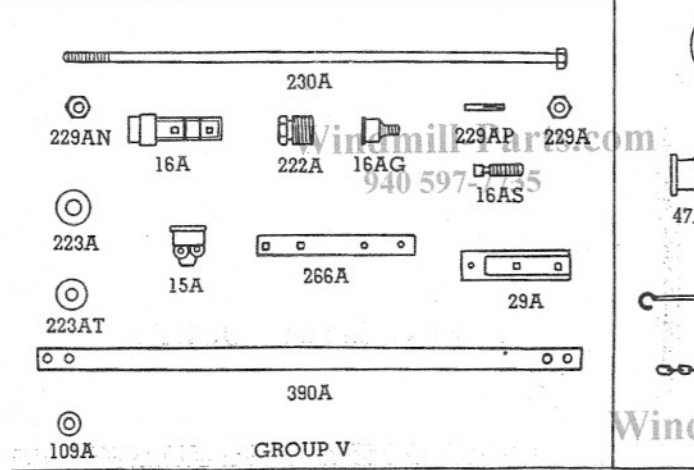
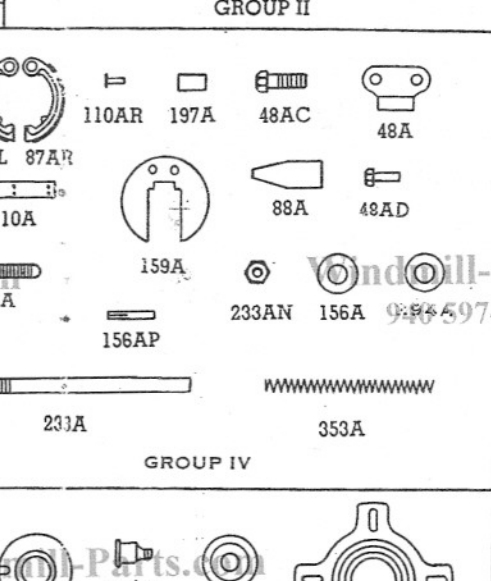
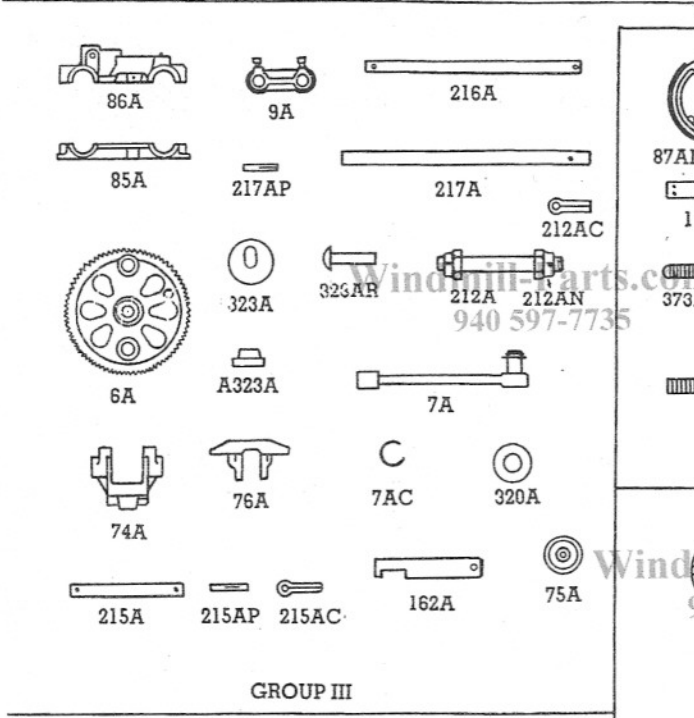
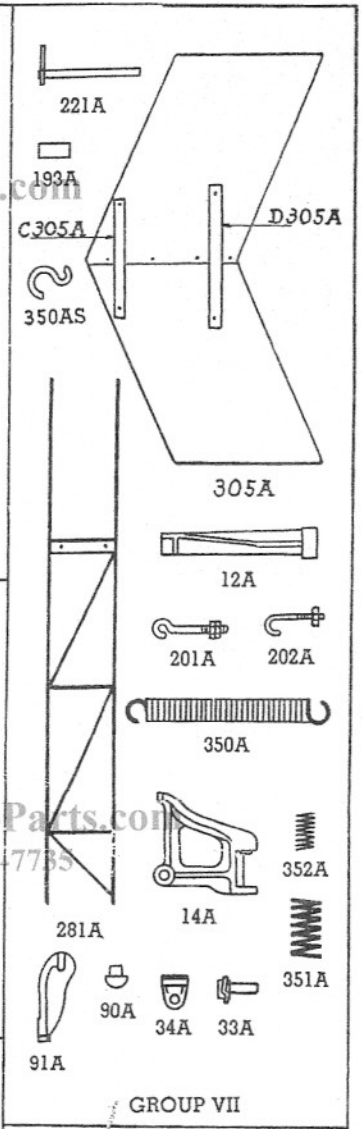
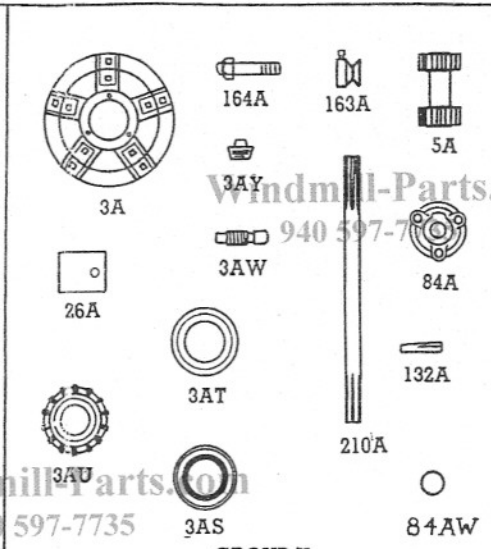
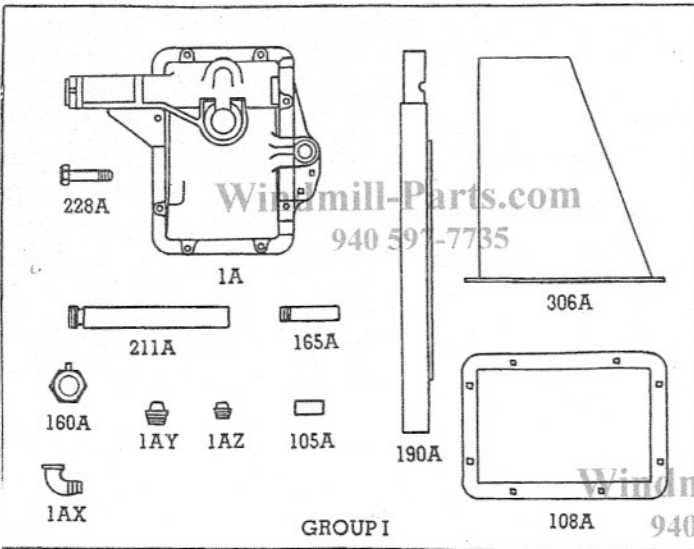


NOTE—Key Number in First Column at Left Side of Page is for Reference in Picking Out Parts from Illustration only, and should not be used on the Orders for Parts. Use Symbol Numbers of Parts and Serial Number of Mill (which is stamped on Pad on top of Wheel Head) and Save Delay and Confusion when Ordering.



Key No.	NAME OF PART	6A—6½ Ft.		8A—8½ Ft.		10A—10½ Ft.		12A—12½ Ft.		
		Symbol	Price	Symbol	Price	Symbol	Price	Symbol	Price	
Group I. Wheel Head, etc.										
1A	Wheel Head, complete with studs, plunger pipe, bearing quill, filler ell and plug, set screw, and vane rod bushing	1A6	\$14.75	1A8	\$16.00	1A10	\$21.50	1A12	\$35.00	
211A	Spider Bearing Quill	211A6	2.70	211A8	2.90	211A10	3.30	211A12	5.40	
160A	Quill Nut with Set Screw	160A8	.95	160A8	.95	160A8	.95	160A12	1.35	
165A	Plunger Pipe	165A8	.45	165A8	.45	165A10	.45	165A12	.60	
228A	Gear Bearing Stud with Nut, each	228A8	.20	228A8	.20	228A10	.20	228A12	.35	
1AX	Street Ell for Oil Fill	½"	.15	½"	.15	½"	.15	½"	.15	
1AY	Plug for Street Ell	½"	.05	½"	.05	½"	.05	½"	.05	
1AZ	Plug for Oil Drain	¼"	.05	¼"	.05	¼"	.05	¼"	.05	
105A	Bushing for Vane Rod	105A8	.15	105A8	.15	105A10	.20	105A12	.30	
190A	Mast Pipe	190A8	2.50	190A8	2.50	190A10	3.75	190A12	7.00	
306A	Sheet Metal Hood	306A6	3.50	306A8	3.80	306A10	5.25	306A12	6.00	
108A	Hood Gasket	108A6	.30	108A8	.35	108A10	.50	108A12	.60	
	Bolt for Hood, each	⅝x1"	.05	⅝x1"	.05	⅝x1"	.05	⅝x1"	.05	
Group II. Spider, Wheel Shaft, etc.										
3A	Spider with Plug, Studs and Set Screw	3A6	4.25	3A8	4.50	3A10	7.25	3A12	9.50	
164A	Spider Stud with Nut, each	164A8	.15	164A8	.15	164A8	.15	164A12	.20	
3AY	Plug for Spider	¼"	.05	¼"	.05	¼"	.05	¼"	.05	
3AW	Set Screw for Spider Dog Point	⅜x1"	.05	⅜x1"	.05	⅜x1"	.05	½x1¼"	.10	
26A	Bearing Spacer	26A6	.75	26A8	.90	26A10	1.00	26A12	1.20	
	Timken Bearing, complete with Grease Seal for Spider		1.45		1.45		1.45		3.00	
3AT	Timken Cup, each	14274	.35	14274	.35	14274	.35	12303	.60	
3AU	Timken Cone, each	14136A	.90	14136A	.90	14136A	.90	12175	1.55	
3AS	Grease Seal, each	T50000	.20	T50000	.20	T50000	.20		.85	
84AW	Welch Plug	1"	.05	1"	.05	1"	.05	1¼"	.05	
210A	Wheel Shaft only	210A6A	2.00	210A8A	2.25	210A10A	2.50	210A12	4.90	
84A	Spider Flange only	84A8A	1.25	84A8A	1.25	84A8A	1.25	84A12	1.80	
132A	Groove Pin	⅜x1¼"	.05	⅜x1¼"	.05	⅜x1¼"	.05	¼x2"	.05	
163A	Oil Throwing with Set Screw	163A8	.55	163A8	.55	163A8	.55	163A12	.85	
5A	Double Pinion	5A6	1.50	5A8	1.85	5A10	2.65	5A12	4.60	
25A	Front Spider, not illustrated							25A12	4.00	
	Oil Seal Bushing, not illustrated							A211A12	.50	
Group III. Gear Bearings, Gears, etc.										
85A	Gear Bearing, Lower	85A6		85A8		85A10		85A12		
86A	Gear Bearing, Upper } Must be purchased together	86A6	2.65	86A8	2.90	86A10	4.00	86A12	7.00	
9A	Guide Bracket with Set Screws	9A8	.50	9A8	.50	9A10	.90	9A12A	1.25	
217A	Long Guide Rod	217A6	.55	217A8	.60	217A10	.95	217A12	1.20	
217AP	Groove Pin for Long Guide Rod	⅜x1½"	.05	⅜x1½"	.05	¼x1¼"	.05	⅝x2"	.05	
216A	Short Guide Rod	216A6	.55	216A8	.60	216A10	.90	216A12	1.10	
6A	Spur Gear with Oil Drip	6A6	1.50	6A8	2.00	6A10	3.30	6A12	5.50	
323A	Oil Drip for Gear	323M6	.05	323M8	.05	323M8	.05	323M12	.05	
A323A	Oil Drip Thimble	A323M8	.05	A323M8	.05	A323M8	.05	A323M8	.05	
323AR	Rivet for Oil Drip	¼x1½"	.10 dz.	¼x1½"	.10 dz.	¼x1½"	.10 dz.	¼x2"	.10 dz.	
212A	Gear Shaft with Nuts and Cotters	212A8	.55	212A8	.55	212A10	.60	212A12	.75	
212AN	Castle Nut for Gear Shaft	½"	.05	½"	.05	½"	.05	⅝"	.05	
212AC	Spring Cotter for Gear Shaft	⅝x1"	.05 dz.	⅝x1"	.05 dz.	⅝x1"	.05 dz.	⅝x1½"	.05 dz.	
7A	Pitman with Washer and Split Ring	7A6	1.00	7A8	1.15	7A10	1.30	7A12	2.70	
320A	Washer for Pitman Pin	320M8	.05	320M8	.05	320M10	.05	320S12	.10	
7AC	Snap Ring for Pitman Pin	A214A8	.05	A214A8	.05	A214A10	.05	A214A12	.10	
74A	Crosshead with Set Screw	74A8	1.15	74A8	1.15	74A10	1.25	74A12	2.35	
75A	Crosshead Roller	75A8	.50	75A8	.50	75M8	.65	75M12	1.00	
76A	Oil Wiper	76A8	.60	76A8	.60	76A10	.70	76A12	1.00	
215A	Crosshead Pin with Groove Pin and Cotters	215A8	.50	215A8	.50	215A10	.65	215A12	.90	
215AC	Cotter for Crosshead Pin	⅝x1½"	.10 dz.	⅝x1½"	.10 dz.	⅝x1½"	.10 dz.	¼x2"	.15 dz.	
215AP	Groove Pin for Oil Wiper	⅝x1½"	.05	⅝x1½"	.05	⅝x1½"	.05	⅝x2"	.05	
162A	Oil Lifter	162A6	.70	162A8	.75	162A10	1.00	162A12	1.30	
	Oil Wick, not illustrated	¼x6"	.05 dz.	¼x6"	.05 dz.	¼x6"	.05 dz.	¼x7½"	.05 dz.	
Group IV. Brake, etc.										
87AR	Brake Shoe with Brake Lining, Right	87A8R	1.05	87A8R	1.05	87A10R	1.15	87A12R	1.35	
87AL	Brake Shoe with Brake Lining, Left	87A8L	1.05	87A8L	1.05	87A10L	1.15	87A12L	1.35	
110A	Brake Lining, each	⅜x1½x6¼	.40	⅜x1½x6¼	.40	⅜x1½x7	.45	⅜x1½x8½	.50	
110AR	Rivets for Brake Lining, per set of 12	⅜x½"	.05	⅜x½"	.05	⅜x½"	.05	⅜x½"	.05	
197A	Brake Shoe Bushing, each	197A8	.25	197A8	.25	197A8	.25	197A12	.30	
48A	Brake Shoe Bracket	48A8	.30	48A8	.30	48A10	.35	48A12	.45	
48AC	Cap Screw for Brake Shoe	⅝x2"	.05	⅝x2"	.05	⅝x2"	.05	½x2"	.10	
48AD	Cap Screw for Brake Shoe Bracket	⅝x1"	.05	⅝x1"	.05	⅝x1"	.05	⅝x1"	.05	
159A	Brake Shield	159A8	.20	159A8	.20	159A10	.25	159A12	.30	
88A	Brake Rod Nut	88A8	.20	88A8	.20	88A8	.20	88A12	.40	
233A	Brake Rod	233A6	.55	233A8	.60	233A10	.65	233A12	.75	
156A	Brake Rod Collar	156A8	.25	156A8	.25	156A8	.25	156A12	.35	
156AP	Groove Pin for Brake Rod Collar	⅜x⅞"	.05	⅜x⅞"	.05	⅜x⅞"	.05	⅝x1¼"	.05	
233AN	Lock Nut for Brake Rod	½"	.05	½"	.05	½"	.05	⅝"	.05	
353A	Brake Rod Spring	353A8	.15	353A8	.15	353A8	.15	353A12	.25	
294A	Washer for Brake Rod	294CT4	.05	294CT4	.05	294CT4	.05	223A10	.25	
373A	Brake Shoe Spring	373K1S	.15	373K1S	.15	373K1S	.15	375K1S	.15	

Key No.	NAME OF PART	6A—6½ Ft.		8—8½ Ft.		10A—10½ Ft.		12A—12½ Ft.		
		Symbol	Price	Symbol	Price	Symbol	Price	Symbol	Price	
Group V. Plunger and Pump Rod Parts										
230A	Plunger Rod with Lower Nut	230A8	.75	230A8	.75	230A10	1.15	230A12	1.60	
229A	Lower Nut for Plunger Rod	229S8	.10	229S8	.10	229S10	.10	229S12	.10	
229AP	Groove Pin for Lower Nut	½ x 7/8"	.05	½ x 7/8"	.05	½ x 1"	.05	¾ x 1 ¼"	.05	
230AN	Lock Nut for Plunger	½" Jam	.05	½" Jam	.05	5/8" Jam	.10	¾" Jam	.10	
16A	Plunger Swivel with Grease Cup and Set Screw	16A8	.90	16A8	.90	16A10	1.00	16S12	1.75	
16AG	Grease Cup for Swivel	No.00-1/8"	.10	No.00-1/8"	.10	No.00-1/8"	.10	No.00-1/8"	.10	
16AS	Set Screw for Swivel	5/8 x 1/2"	.05	5/8 x 1/2"	.05	5/8 x 1/2"	.05	¾ x 1"	.05	
222A	Plunger Swivel Nut	222A8	.50	222A8	.50	222A10	.60	222S12	.65	
223A	Plunger Swivel Washer	294CT4	.10	294CT4	.10	223A10	.25	223S12	.25	
15A	Plunger Guide	15A8	.15	15A8	.15	15A10	.20	15A12	.25	
390A	Pump Rod per Foot	390S8	.07	390S8	.07	390S10	.09	390S12	.11	
266A	Pump Rod Coupling Strap	266S8	.10	266S8	.10	266S10	.15	266S12	.20	
29A	Pump Connection	A29	.35	A29	.35	620	.55	675	.85	
109A	Leather Washer for Plunger	109A8	.05	109A8	.05	109A10	.15			
	Timken Thrust Bearing							T88	.35	
Group VI. Turntable and Pullout Parts										
83A	Turntable only	83A8	.70	83A8	.70	83A10	1.20	83A12	1.15	
83AG	Grease Cup for Turntable	No.00-1/8"	.10	No.00-1/8"	.10	No.00-1/8"	.10	No.00-1/8"	.10	
71A	Ball Bearing Base Plate	71A8	.95	71A8	.95	71A10	1.25	71A12	1.75	
A71A	Ball Bearing Ring					A71A10	.50			
71AB	Balls for Base Plate, per set	34 - 3/8"	.40	34 - 3/8"	.40	34 - 3/8"	.40	31 - 1/2"	.85	
20A	Guide Ring	20A8	.60	20A8	.60	20A8	.60	20A12	1.00	
20AB	Bolts for Guide Ring, long thread, each	¾ x 5 3/4"	.05	¾ x 5 3/4"	.05	¾ x 5 3/4"	.05	¾ x 5 3/4"	.05	
56A	Corner Washers for Guide Ring	1028X	.05	1028X	.05	1028X	.05	1028X	.05	
	Sheave Pulley Bracket with Pulleys		1.00		1.00		1.40		1.75	
37A	Sheave Pulley Bracket only	37A8	.75	37A8	.75	37A10	1.10	37A12	1.40	
45A	Sheave Pulley	1763	.15	1763	.15	1763	.15	2020	.20	
	Male Pullout Swivel with Chain		.95		.95		1.00		1.25	
47A	Male Pullout Swivel only	47A8	.35	47A8	.35	47A8	.35	47A12	.50	
376A	Pullout Chain	376A8	.35	376A8	.35	376A10	.40	376A12	.60	
	Female Pullout Swivel with Straps		.60		.60		.60		.90	
46A	Female Pullout Swivel only	46A8	.35	46A8	.35	46A8	.35	46A12	.50	
270A	Female Pullout Swivel Strap	270A8	.10	270A8	.10	270A8	.10	270A12	.15	
A362A	Pullout Bail Rod	A362A8	.20	A362A8	.20	A362A10	.25	A362A12	.25	
B362A	Pullout Bail Strap	BA362A8	.10	BA362A8	.10	BA362A8	.10	B362A12	.15	
361A	Pullout Wire, No. 9x50 ft., not illustrated	361S8	.65	361S8	.65	361S8	.65	361S8	.65	
	Pullout Reel complete with Chain		1.75		1.75		1.75		2.90	
95A	Crank for Pullout Reel	622	.55	622	.55	622	.55	562	1.00	
94A	Bracket for Pullout Reel	623	.55	623	.55	623	.55	1285	1.00	
96A	Ratchet for Pullout Reel	624	.15	624	.15	624	.15	655	.25	
97A	Dog for Pullout Reel	625	.10	625	.10	625	.10	625	.10	
375A	Chain for Pullout Reel	375A8	.30	375A8	.30	375A8	.30	375A12	.40	
237A	Pin for Pullout Reel	237S8	.05	237S8	.05	237S8	.05	237S14	.05	
Group VII. Vane and Vane Rail, etc.										
281A	Vane Rail	281A6	4.50	281A8	4.90	281A10	8.25	281A12	11.00	
C305A	Vane Strap, short, not illustrated	C305A8	.20	C305A8	.20	C305A10	.20	C305A12	.30	
221A	Vane Rod	221A8	.50	221A8	.50	221A10	.60	221A12	.80	
193A	Pipe Spacer for Vane Rod	193A8	.15	193A8	.15	193A10	.15			
12A	Pullout Lever Arm	12A8A	.85	12A8A	.85	12A10	1.10	12A12	1.40	
350A	Governor Spring	350M6	.45	350M8	.60	350M10	1.15	350M12	1.75	
350AS	S Hook for Governor Spring	No. 4	.05	No. 4	.05	No. 4	.05	No. 4	.05	
201A	Eye Bolt for Governor Spring	201M8	.10	201M8	.10	201M8	.10	201M8	.10	
90A	Governor Spring Swivel Washer	90A8	.05	90A8	.05	90A8	.05	90A8	.05	
91A	Governor Spring Swivel Bracket	91A6	.25	91A8	.30	91A10	.40	91A12	.75	
14A	Buffer Case	14M6	.65	14M8	.75	14M10	1.10	14M12	2.00	
33A	Buffer Stud	33M8	.05	33M8	.05	33M8	.05	33M12	.15	
34A	Buffer Block	34M6	.15	34M6	.15	34M10	.20	34A12	.50	
351A	Outside Buffer Spring	351S8	.10	351S8	.10	351S8	.10	351S12	.25	
352A	Inside Buffer Spring	353S10	.10	353S10	.10	353S10	.10			
202A	Hook Bolt for Vane (with Nut)	202M8	.10	202M8	.10	202A12	.10			
305A	Vane Sheet, upper	A305A6	.90	A305A8	1.10	A305A10	1.60	A305A12	2.50	
305A	Vane Sheet, lower	B305A6	.90	B305A8	1.10	B305A10	1.60	B305A12	2.50	
D305A	Vane Strap, long, not illustrated	D305A8	.25	D305A8	.25	D305A10	.25	D305A12	.30	
E305	Vane Truss, not illustrated			E305A10	.55	E305A10	.55	E305A12	.60	
Group VIII. Wheel										
	Wheel Section complete		4.30		4.30		5.00		7.25	
300A	Sail or Batt with Batt Backs	300A6	.75	300A8	.90	300A10	1.00	300A12	1.30	
301A	Batt Back	301A8	.10	301A8	.10	301A8	.10	301A8	.10	
302A	Batt Back	302A8	.10	302A8	.10	302A8	.10	302A8	.10	
263A	Inside Rim	263A6	.35	263A8	.40	263A10	.45	263A12	.50	
264A	Outside Rim	264A6	.75	264A8	.90	264A10	1.05	264A12	1.25	
251A	Wheel Arm	252A6	.95	252A8	1.10	252A10	1.55	252A12	2.60	
	Wheel Bolts, per set		.55		.90		1.50		2.50	
	Oil for Wheel Head	1 Qt.	.55	1 ½ Qts.	.65	2 Qts.	.75	1 Gal.	1.20	